

RESQ Dynamic Allocation Fund

Class A (RQEAX)

Semi-Annual Shareholder Report - March 31, 2025

Fund Overview

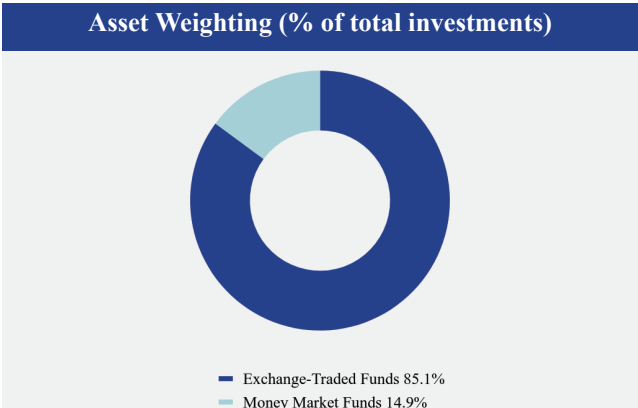
This semi-annual shareholder report contains important information about RESQ Dynamic Allocation Fund for the period of October 1, 2024 to March 31, 2025. You can find additional information about the Fund at https://www.resqfunds.com/shareholder_reports. You can also request this information by contacting us at 1-877-940-2526.

What were the Fund’s costs for the last six months?

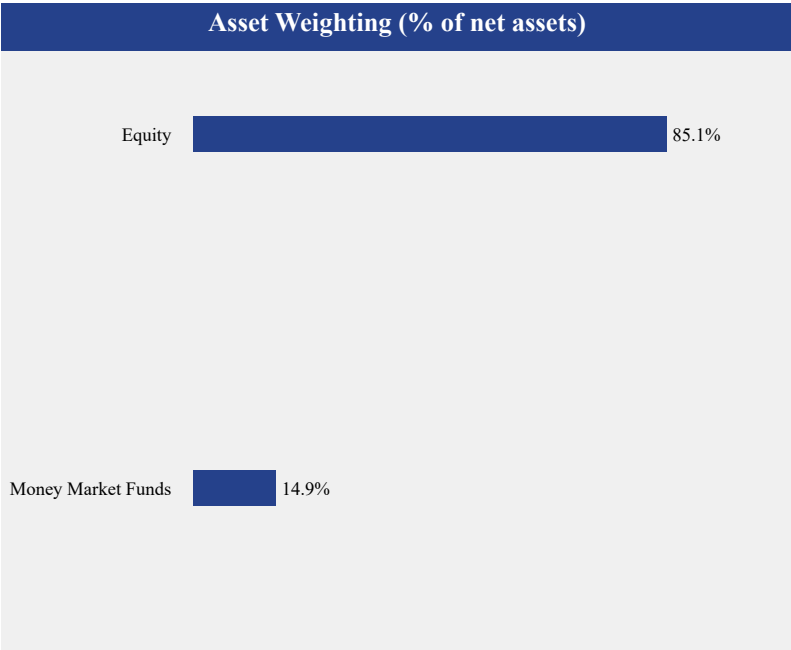
(based on a hypothetical \$10,000 investment)

Class Name	Costs of a \$10,000 investment	Costs paid as a percentage of a \$10,000 investment
Class A	\$111	2.20%

Fund Statistics	
Net Assets	\$35,655,880
Number of Portfolio Holdings	24
Advisory Fee (net of waivers)	\$169,354
Portfolio Turnover	58%



What did the Fund invest in?



Top 10 Holdings (% of net assets)	
Holding Name	% of Net Assets
First American Government Obligations Fund, Class X	14.9%
iShares MSCI ACWI ETF	8.9%
iShares Russell 2000 ETF	8.7%
Invesco China Technology ETF	8.3%
iShares China Large-Cap ETF	7.8%
Technology Select Sector SPDR Fund	6.5%
Vanguard S&P 500 ETF	5.8%
KraneShares Bosera MSCI China A 50 Connect Index	5.6%
SPDR S&P Oil & Gas Exploration & Production ETF	5.1%
Financial Select Sector SPDR Fund	3.7%

Material Fund Changes

No material changes occurred during the period ended March 31, 2025.

RESQ Dynamic Allocation Fund - Class A (RQEAX)

Semi-Annual Shareholder Report - March 31, 2025

Where can I find additional information about the Fund?

Additional information is available on the Fund's website (https://www.resqfunds.com/shareholder_reports), including its:

- Prospectus
- Financial information
- Holdings
- Proxy voting information

TSR-SAR 033125-RQEAX

RESQ Dynamic Allocation Fund

Class I (RQEIX)

Semi-Annual Shareholder Report - March 31, 2025

Fund Overview

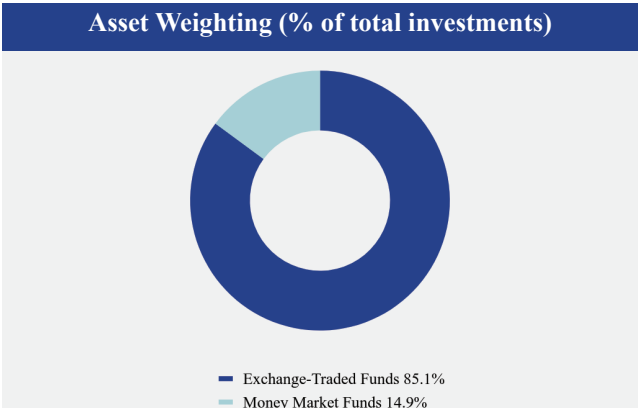
This semi-annual shareholder report contains important information about RESQ Dynamic Allocation Fund for the period of October 1, 2024 to March 31, 2025. You can find additional information about the Fund at https://www.resqfunds.com/shareholder_reports. You can also request this information by contacting us at 1-877-940-2526.

What were the Fund’s costs for the last six months?

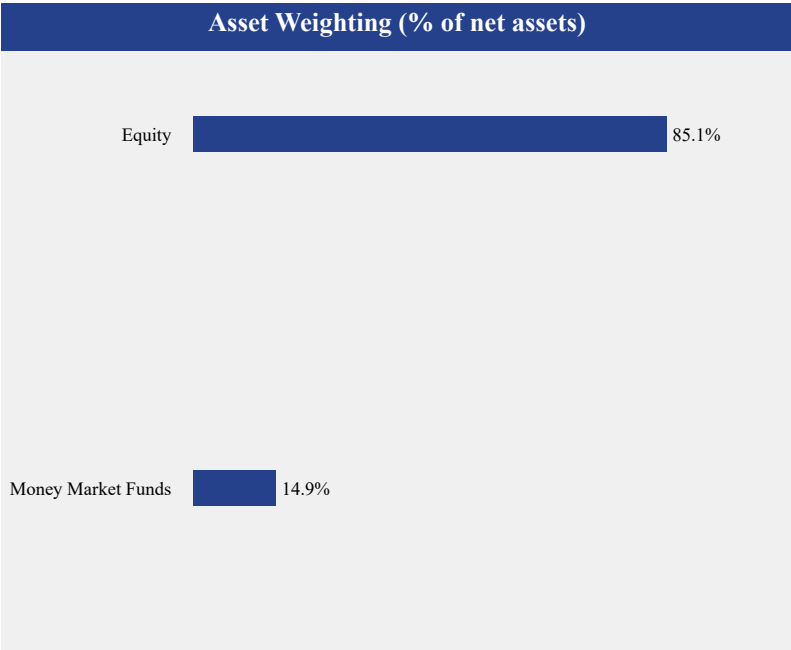
(based on a hypothetical \$10,000 investment)

Class Name	Costs of a \$10,000 investment	Costs paid as a percentage of a \$10,000 investment
Class I	\$91	1.80%

Fund Statistics	
Net Assets	\$35,655,880
Number of Portfolio Holdings	24
Advisory Fee (net of waivers)	\$169,354
Portfolio Turnover	58%



What did the Fund invest in?



Top 10 Holdings (% of net assets)	
Holding Name	% of Net Assets
First American Government Obligations Fund, Class X	14.9%
iShares MSCI ACWI ETF	8.9%
iShares Russell 2000 ETF	8.7%
Invesco China Technology ETF	8.3%
iShares China Large-Cap ETF	7.8%
Technology Select Sector SPDR Fund	6.5%
Vanguard S&P 500 ETF	5.8%
KraneShares Bosera MSCI China A 50 Connect Index	5.6%
SPDR S&P Oil & Gas Exploration & Production ETF	5.1%
Financial Select Sector SPDR Fund	3.7%

Material Fund Changes

No material changes occurred during the period ended March 31, 2025.

RESQ Dynamic Allocation Fund - Class I (RQEIX)

Semi-Annual Shareholder Report - March 31, 2025

Where can I find additional information about the Fund?

Additional information is available on the Fund's website (https://www.resqfunds.com/shareholder_reports), including its:

- Prospectus
- Financial information
- Holdings
- Proxy voting information

TSR-SAR 033125-RQEIX

RESQ Dynamic Allocation Fund

Class C (RQECX)

Semi-Annual Shareholder Report - March 31, 2025

Fund Overview

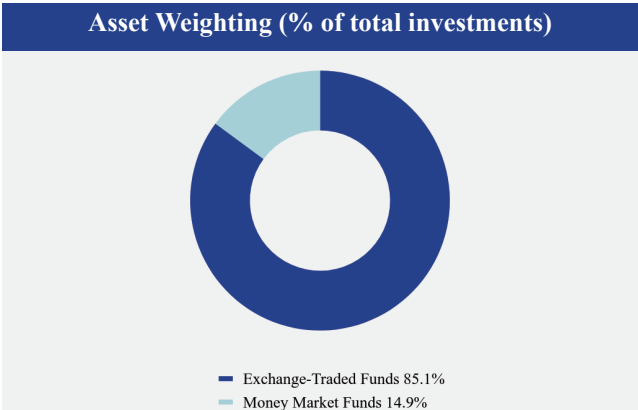
This semi-annual shareholder report contains important information about RESQ Dynamic Allocation Fund for the period of October 1, 2024 to March 31, 2025. You can find additional information about the Fund at https://www.resqfunds.com/shareholder_reports. You can also request this information by contacting us at 1-877-940-2526.

What were the Fund’s costs for the last six months?

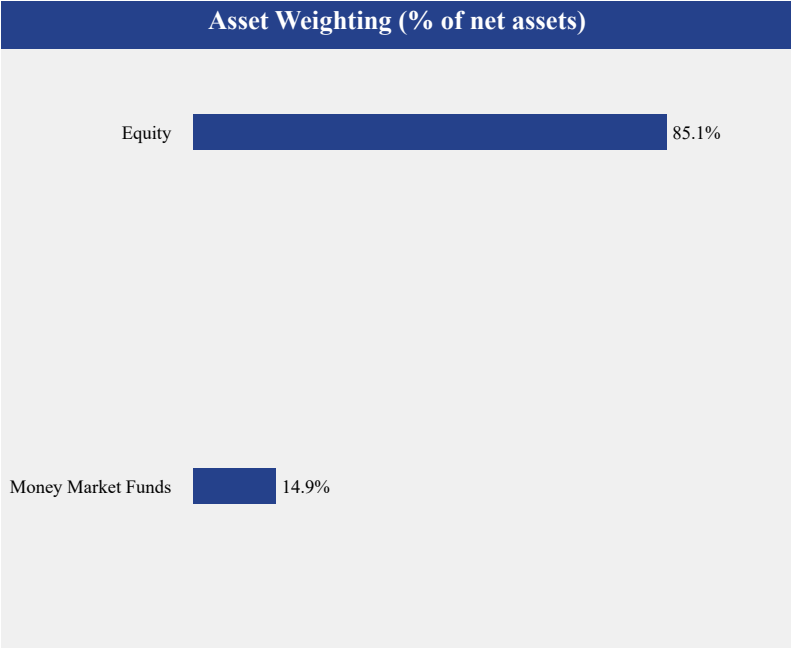
(based on a hypothetical \$10,000 investment)

Class Name	Costs of a \$10,000 investment	Costs paid as a percentage of a \$10,000 investment
Class C	\$142	2.80%

Fund Statistics	
Net Assets	\$35,655,880
Number of Portfolio Holdings	24
Advisory Fee (net of waivers)	\$169,354
Portfolio Turnover	58%



What did the Fund invest in?



Top 10 Holdings (% of net assets)	
Holding Name	% of Net Assets
First American Government Obligations Fund, Class X	14.9%
iShares MSCI ACWI ETF	8.9%
iShares Russell 2000 ETF	8.7%
Invesco China Technology ETF	8.3%
iShares China Large-Cap ETF	7.8%
Technology Select Sector SPDR Fund	6.5%
Vanguard S&P 500 ETF	5.8%
KraneShares Bosera MSCI China A 50 Connect Index	5.6%
SPDR S&P Oil & Gas Exploration & Production ETF	5.1%
Financial Select Sector SPDR Fund	3.7%

Material Fund Changes

No material changes occurred during the period ended March 31, 2025.

RESQ Dynamic Allocation Fund - Class C (RQECX)

Semi-Annual Shareholder Report - March 31, 2025

Where can I find additional information about the Fund?

Additional information is available on the Fund's website (https://www.resqfunds.com/shareholder_reports), including its:

- Prospectus
- Financial information
- Holdings
- Proxy voting information

TSR-SAR 033125-RQECX